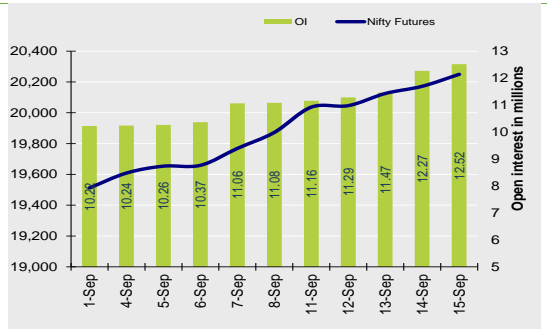


**Nifty Snapshot**

	Close	Prv Cl.	Ab chg	% chg
<b>Spot</b>	20,192.35	20,103.10	89.25	0.44
<b>Futures</b>	20,249.60	20,172.00	77.60	0.38
<b>Oil(ml shr)</b>	12.52	12.27	0.25	2.02
<b>Vol (lots)</b>	88783	144392	-55609	-38.51
<b>COC</b>	57.25	68.90	-11.65	-16.9
<b>PCR-OI</b>	1.29	1.04	0.25	24.1

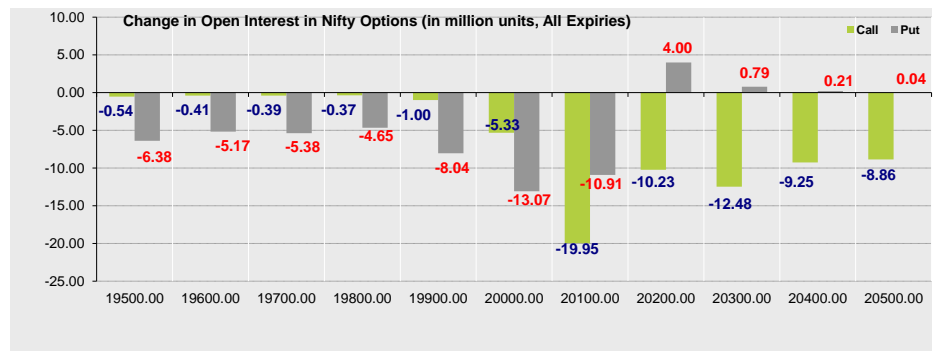
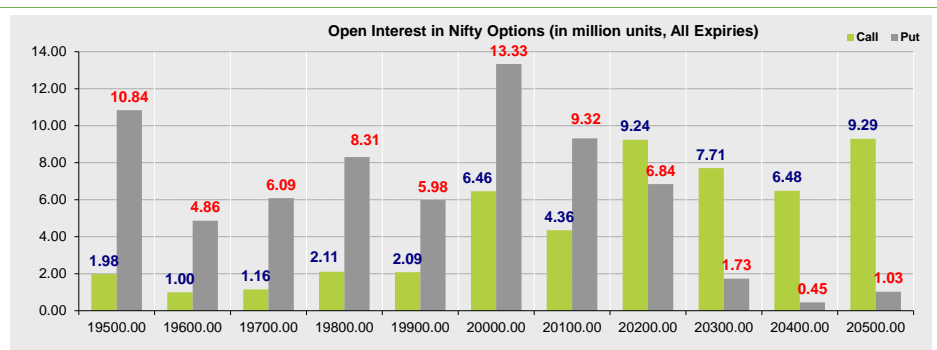
**Nifty Futures Price v/s OI**



**Summary**

- Indian markets closed on a positive note where buying was mainly seen in Banking, Automobile, Finance sectors. Nifty Sep Future closed at 20249.60 (up 77.60 points) at a premium of 57.25 pts to spot.
- FII's were net buyers in Cash to the tune of 164.42 Cr and were net buyers in index futures to the tune of 280.21 Cr.
- India VIX decreased by 3.66% to close at 10.90 touching an intraday high of 11.32.

**Open Interest in Nifty Options:**



**Institutional Activity in previous trading session**

(in Rs cr.)	Buy	Sell	Net
Index Futures	2662.21	2382.00	280.21
Index Options	738431.00	744496.60	-6065.60
Stock Futures	20052.93	14684.21	5368.72
Stock Options	22065.92	22089.01	-23.09
FII Cash	33,124.28	32,959.86	164.42
DII Cash	12,082.64	10,144.07	1,938.57

**Net FII Activity (in Rs cr.)**

Date	Idx Fut	Stk Fut	Idx Opt	Cash
15-Sep	280.2	5368.7	-6065.6	164
14-Sep	-185.5	-748.6	-17197.2	295
13-Sep	1268.8	4546.8	-31406.8	-1632
12-Sep	1106.5	-1322.5	27027.6	-1047
11-Sep	788.4	132.3	-12463.9	1473
8-Sep	406.9	483.0	-12674.2	-224

**Technical Pivot (Intraday):**

	S2	S1	PIVOT	R1	R2
NIFTY	20160	20205	20235	20285	20315
BANKNIFTY	46000	46145	46260	46405	46520

- The above second chart shows previous trading day's change in Nifty options where Addition in OI were seen at 20200, 20300 strike Puts while liquidation was seen in 20100, 20200, 20300 strike Calls indicating that the market is likely to remain positive in the near term.
- Highest OI build-up is seen at 20500 strike Calls and 20000 strike Puts, to the tune of 9.29mn and 13.33mn respectively.

**Outlook on Nifty:**

**Index is likely to open on a negative note today and is likely to remain range-bound during the day.**

(Price is in Rs; OI is in million units; Price chg and OI chg are in percentage) **NB RESEARCH**

**Fresh Longs seen in:**

Scrip	Price	Price chg	OI	OI Chg
IPCALAB	932.3	3.3	1.8	26.0
MIDCPNIFTY	9178.8	0.5	0.2	18.3
OFSS	4311.7	0.5	0.4	16.3

**Fresh Shorts seen in:**

Scrip	Price	Price chg	OI	OI Chg
APOLLOTYRE	376.1	-2.1	13.2	29.3
INDIAMART	3084.7	-1.0	0.7	17.5
HDFCLIFE	647.6	0.0	19.0	14.2

**Short Covering seen in:**

Scrip	Price	Price chg	OI	OI Chg
BALRAMCHIN	442.5	1.2	13.4	-8.7
HDFCBANK	1662.4	1.0	108.1	-8.0
TECHM	1301.0	1.6	12.2	-5.5

**Long Unwinding seen in:**

Scrip	Price	Price chg	OI	OI Chg
RECLTD	245.2	-0.8	66.6	-6.1
BHEL	127.9	-2.0	91.0	-5.5
NATIONALUM	97.7	-0.9	64.3	-5.3

NIFTY50 Options OI (CE OI = Resistance) (PE OI = Support)			
Symbol	Highest CE OI	Highest PE OI	CMP
ADANIPTS	900	800	849
ADANIENT	2600	2000	2550
ASIANPAINT	3300	3200	3205
AXISBANK	1000	1000	1029
BAJAJ-AUTO	5200	5000	5137
BAJAJFINSV	1600	1520	1544
BAJFINANCE	8000	7000	7519
BHARTIARTL	890	900	931
BPCL	360	350	354
BRITANNIA	4600	4500	4549
CIPLA	1300	1240	1240
COALINDIA	260	260	280
DIVISLAB	3800	3700	3830
DRREDDY	6000	5700	5827
EICHERMOT	3500	3300	3440
GRASIM	2000	1800	1976
HCLTECH	1200	1200	1304
HDFCBANK	1600	1600	1662
HDFCLIFE	660	630	648
HEROMOTOCO	3100	3000	3076
HINDALCO	500	470	498
HINDUNILVR	2500	2460	2479
ICICIBANK	1000	950	996
ITC	460	450	450
INDUSINDBK	1500	1400	1455

NIFTY50 Options OI (CE OI = Resistance) ( PE OI = Support)			
Symbol	Highest CE OI	Highest PE OI	CMP
INFY	1480	1500	1515
IOC	100	90	92
JSWSTEEL	820	800	816
KOTAKBANK	1900	1800	1820
LT	3000	2700	2917
LTIM	5500	5000	5553
M&M	1600	1500	1607
MARUTI	11000	10000	10564
NESTLEIND	22500	22000	22662
NTPC	240	230	237
ONGC	185	185	187
POWERGRID	198.75	180	195
RELIANCE	2500	2400	2466
SBILIFE	1340	1300	1375
SBIN	600	600	600
SUNPHARMA	1160	1100	1154
TATACONSUM	900	840	879
TATAMOTORS	630	600	637
TATASTEEL	135	130	133
TCS	3600	3300	3611
TECHM	1300	1260	1301
TITAN	3200	3200	3260
ULTRACEMCO	9000	8000	8727
UPL	650	600	635
WIPRO	440	400	443



**Derivative Recommendations:**

Stock Name	Call (Buy/Sell)	Entry price	Targets	Stop Loss	Duration	Status
BIOCON 280CE	Buy	6.2	12	3.5	1-2 Days	Open
NIFTY( LONG STRANGLE)	Buy	100	170	65	Positional	Open
FEDERALBNK 150CE	Buy	2.2	5	1	Positional	Open
SBILIFE 1370CE	Buy	19	32	13	1-2 Days	Open
TCS 3600CE	Buy	46	72	32	1-2 Days	Open

**FROM THE EQUITY DERIVATIVE DESK:**

**NIRAV HARISH CHHEDA**

AVP - DERIVATIVES AND TECHNICAL RESEARCH

E-Mail: [nirav.chheda@nirmalbang.com](mailto:nirav.chheda@nirmalbang.com)

Tel no: 6273-8199/8000

**AMIT BHUPTANI**

DERIVATIVES AND TECHNICAL RESEARCH ANALYST

E-Mail: [amit.bhuptani@nirmalbang.com](mailto:amit.bhuptani@nirmalbang.com)

Tel no: 6273-8242/8000

**DISCLOSURES**

Research Reports that are published by Nirmal Bang Securities Private Limited (hereinafter referred to as "NBSPL") are for private circulation only. NBSPL is a registered Research Analyst under SEBI (Research Analyst) Regulations, 2014 having Registration no. INH000001766. NBSPL is also a registered Stock Broker with National Stock Exchange of India Limited, BSE Limited, Metropolitan Stock Exchange of India Limited, Multi Commodity Exchange of India Limited, National Commodity and Derivative Exchange Limited and Indian Commodity Exchange Limited in cash and Equity and Commodities derivatives segments.

NBSPL has other business divisions with independent research teams separated by Chinese walls, and therefore may, at times, have different or contrary views on stocks and markets.

NBSPL or its associates have not been debarred / suspended by SEBI or any other regulatory authority for accessing / dealing in securities Market. NBSPL, its associates or analyst or his relatives do not hold any financial interest (Except Investment) in the subject company. NBSPL or its associates or Analyst do not have any conflict or material conflict of interest at the time of publication of the research report with the subject company. NBSPL or its associates or Analyst or his relatives may or may not hold beneficial ownership of 1% or more in the subject company at the end of the month immediately preceding the date of publication of this research report.

NBSPL or its associates / analyst has not received any compensation / managed or co-managed public offering of securities of the company covered by Analyst during the past twelve months. NBSPL or its associates have not received any compensation or other benefits from the company covered by Analyst or third party in connection with the research report. Analyst has not served as an officer, director or employee of Subject Company. NBSPL / analyst has not been engaged in market making activity of the subject company.

Analyst Certification: The research analysts and authors of these reports, hereby certify that the views expressed in this research report accurately reflects my/our personal views about the subject securities, issuers, products, sectors or industries. It is also certified that no part of the compensation of the analyst(s) was, is, or will be directly or indirectly related to the inclusion of specific recommendations or views in this research. The analyst(s) principally responsible for the preparation of this research report and has taken reasonable care to achieve and maintain independence and objectivity in making any recommendations.

**DISCLAIMER**

This report is for the personal information of the authorized recipient and does not construe to be any investment, legal or taxation advice to you. NBSPL is not soliciting any action based upon it. Nothing in this research shall be construed as a solicitation to buy or sell any security or product, or to engage in or refrain from engaging in any such transaction. In preparing this research, we did not take into account the investment objectives, financial situation and particular needs of the reader.

This research has been prepared for the general use of the clients of NBSPL and must not be copied, either in whole or in part, or distributed or redistributed to any other person in any form. If you are not the intended recipient you must not use or disclose the information in this research in any way. Though disseminated to all the customers simultaneously, not all customers may receive this report at the same time. NBSPL will not treat recipients as customers by virtue of their receiving this report. This report is not directed or intended for distribution to or use by any person or entity resident in a state, country or any jurisdiction, where such distribution, publication, availability or use would be contrary to law, regulation or which would subject NBSPL & its group companies to registration or licensing requirements within such jurisdictions.

The report is based on the information obtained from sources believed to be reliable, but we do not make any representation or warranty that it is accurate, complete or up-to-date and it should not be relied upon as such. We accept no obligation to correct or update the information or opinions in it. NBSPL or any of its affiliates or employees shall not be in any way responsible for any loss or damage that may arise to any person from any inadvertent error in the information contained in this report. NBSPL or any of its affiliates or employees do not provide, at any time, any express or implied warranty of any kind, regarding any matter pertaining to this report, including without limitation the implied warranties of merchantability, fitness for a particular purpose, and non-infringement. The recipients of this report should rely on their own investigations.

This information is subject to change without any prior notice. NBSPL reserves its absolute discretion and right to make or refrain from making modifications and alterations to this statement from time to time. Nevertheless, NBSPL is committed to providing independent and transparent recommendations to its clients, and would be happy to provide information in response to specific client queries.

Before making an investment decision on the basis of this research, the reader needs to consider, with or without the assistance of an adviser, whether the advice is appropriate in light of their particular investment needs, objectives and financial circumstances. There are risks involved in securities trading. The price of securities can and does fluctuate, and an individual security may even become valueless. International investors are reminded of the additional risks inherent in international investments, such as currency fluctuations and international stock market or economic conditions, which may adversely affect the value of the investment. Opinions expressed are subject to change without any notice. Neither the company nor the director or the employees of NBSPL accept any liability whatsoever for any direct, indirect, consequential or other loss arising from any use of this research and/or further communication in relation to this research. Here it may be noted that neither NBSPL, nor its directors, employees, agents or representatives shall be liable for any damages whether direct or indirect, incidental, special or consequential including lost revenue or lost profit that may arise from or in connection with the use of the information contained in this report.

Copyright of this document vests exclusively with NBSPL. Our reports are also available on our website [www.nirmalbang.com](http://www.nirmalbang.com)